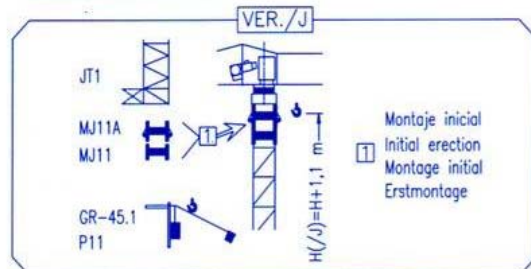
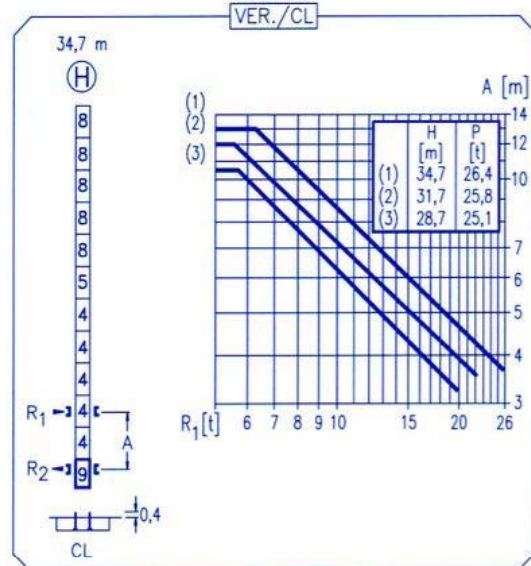
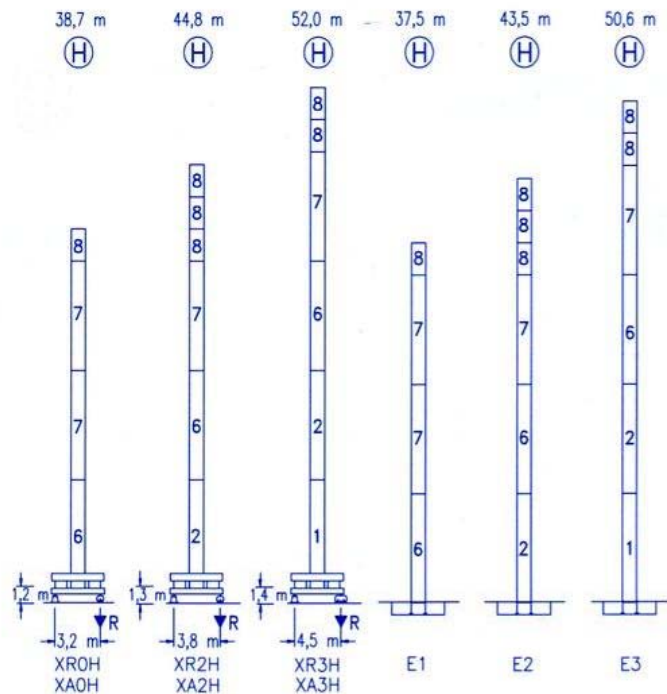


R	R(Cmax)	Cmax	20,0	22,5	25,0	27,5	30,0	32,5	35,0	37,5	40,0	m
40,0	⊕	18,3 m	2500	2260	1980	1750	1570	1420	1290	1180	1080	1000
	⊕	9,9 m	5000	2200	1910	1680	1490	1330	1200	1080	990	900
37,5	⊕	18,6 m	2500	2300	2010	1780	1590	1440	1310	1200	1100	
	⊕	10,0 m	5000	2230	1930	1700	1510	1350	1210	1100	1000	
35,0	⊕	19,9 m	2500	2480	2170	1930	1730	1560	1420	1300		
	⊕	10,7 m	5000	2410	2090	1840	1640	1470	1320	1200		
32,5	⊕	20,8 m	2500	2500	2290	2030	1820	1650	1500			
	⊕	11,1 m	5000	2540	2210	1940	1730	1550	1400			
30,0	⊕	20,3 m	2500	2500	2230	1970	1770	1600				
	⊕	10,8 m	5000	2460	2140	1880	1670	1500				
27,5	⊕	20,1 m	2500	2500	2200	1950	1750					
	⊕	10,7 m	5000	2430	2110	1860	1650					
25,0	⊕	20,5 m	2500	2500	2260	2000						
	⊕	10,9 m	5000	2480	2160	1900						
22,5	⊕	20,5 m	2500	2500	2250							
	⊕	10,9 m	5000	2470	2150							
20,0	⊕	20,0 m	2500	2500								
	⊕	11,0 m	5000	2500								



R. máx.	En servicio	XR0H 40,4 t
	In operation	
	En service	
	In Betrieb	
	XR2H 41,7 t	
	XR3H 44,8 t	

R. máx.	Fuera de servicio	XR0H 57,9 t
	Out of service	
	Hors service	
	Ausser Betrieb	
	XR2H 65,5 t	
	XR3H 74,1 t	

CS2-1.9
1,9 kW
16 m/min
48 m/min

CFU-2.2
2,2 kW
0 ⇄ 80 m/min

GR-6.5
65 Nm
0 ⇄ 0,8 rpm

TS2-3.0	TS2-4.5	TS2-5.5
2x30 Nm	2x45 Nm	2x55 Nm
0 ⇄ 20 m/min		
XR0H	XR2H	XR3H

ES3-18-12
18 kW

	I	II	III
m/min	8	32	64
kg	2500	2500	1300
	I	II	III
m/min	4	16	32
kg	5000	5000	2600

ES3-13-12
13,2 kW

	I	II	III
m/min	6	24	48
kg	2500	2500	1300
	I	II	III
m/min	3	12	24
kg	5000	5000	2600

EFU2-18-12
18 kW

EFU2-11-12
11 kW

Tensión de alimentación	400 V
Operating voltage	3 ph
Tension de service	50 Hz
Betriebsspannung	

Optional
Optional
En option
Kaufoption